

6'-10" X 12'-0" X 10'-0" HIGH EXTRUDED ALUMINUM CANOPY OVERHEAD. SLOPE AWAY FROM BUILDING TO ALUMINUM DRAIN COLUMNS. COLOR TO MATCH EXISTING STOREFRONT.

REMOVE CONCRETE AND BRICK PAVERS FOR INSTALLATION OF ALUMINUM COLUMN FOOTINGS (DESIGNED BY GENERAL CONTRACTOR), AND INSTALL NEW CONCRETE AND BRICK PAVER SIDEWALK TO MATCH EXISTING CONDITIONS.

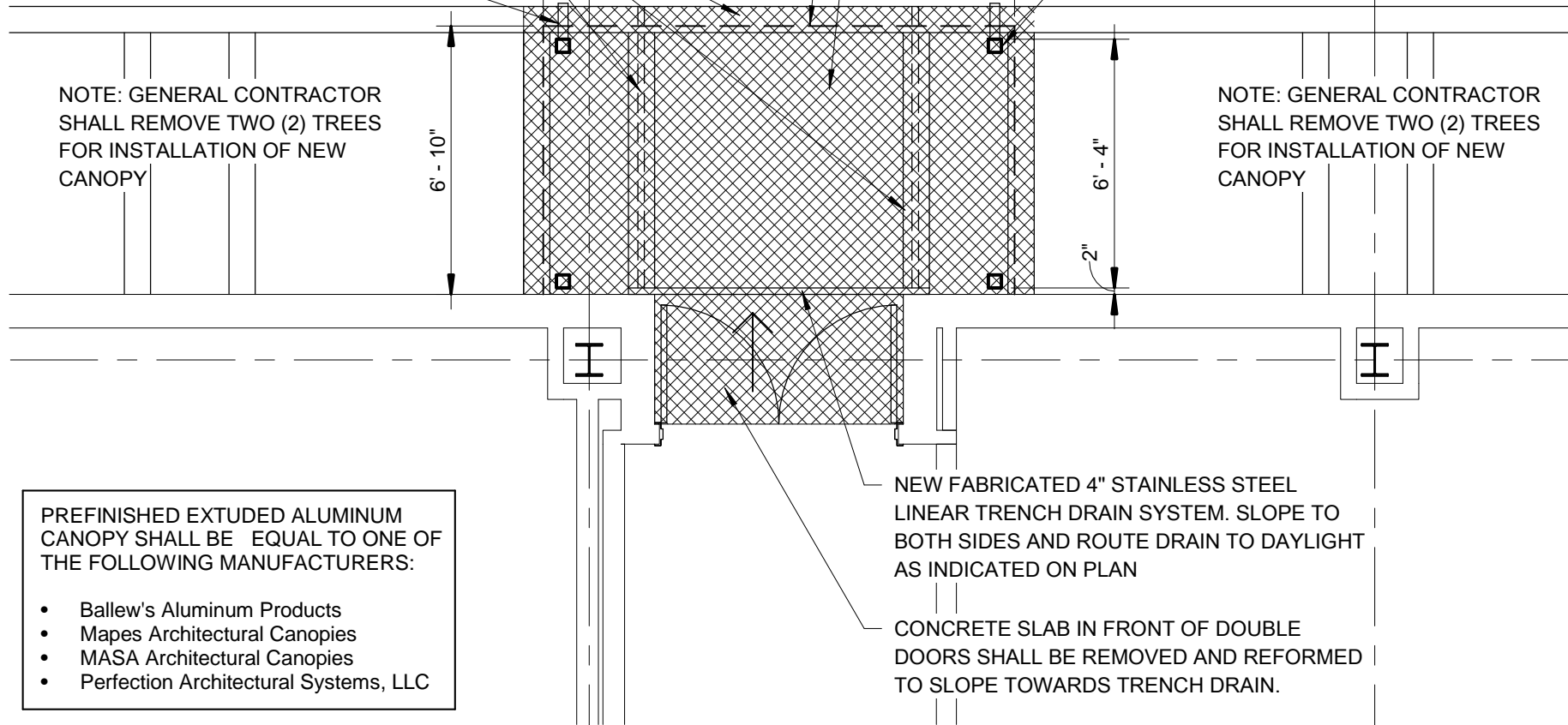
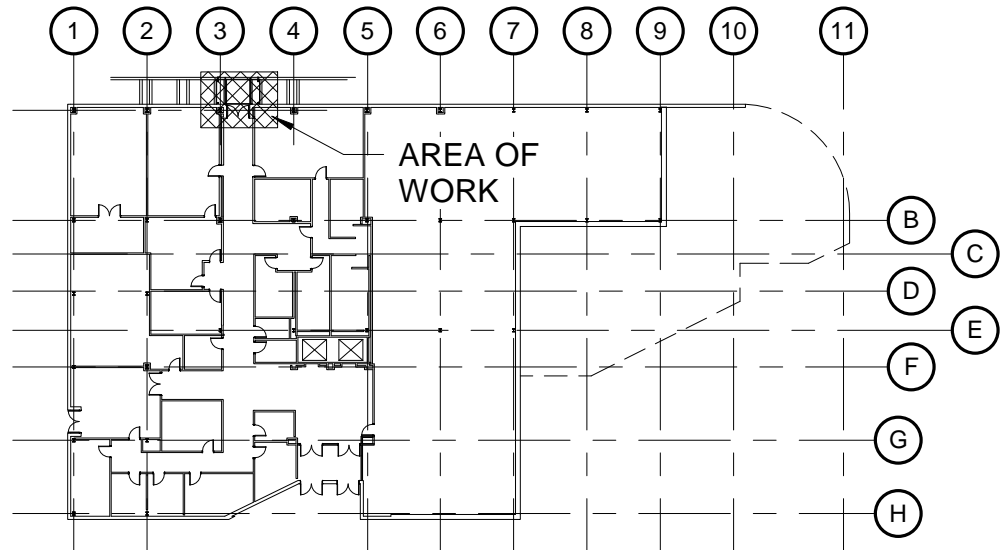
CONTRACTOR IS RESPONSIBLE FOR THE DESIGN AND INSTALLATION OF THE REINFORCED CONCRETE FOUNDATION FOR EACH COLUMN (TYPICAL).

REMOVE BRICK PAVERS FOR INSTALLATION OF DRAINAGE FROM TRENCH DRAIN. INSTALL NEW BRICK PAVERS (MATCH EXISTING).

OUTER COLUMNS TO BE DOWNSPOUTS AND ROUTE DRAIN TO DAYLIGHT.

NOTE: GENERAL CONTRACTOR SHALL REMOVE TWO (2) TREES FOR INSTALLATION OF NEW CANOPY


NOTE: GENERAL CONTRACTOR SHALL REMOVE TWO (2) TREES FOR INSTALLATION OF NEW CANOPY



- PREFINISHED EXTUDED ALUMINUM CANOPY SHALL BE EQUAL TO ONE OF THE FOLLOWING MANUFACTURERS:
- Ballew's Aluminum Products
 - Mapes Architectural Canopies
 - MASA Architectural Canopies
 - Perfection Architectural Systems, LLC

NEW FABRICATED 4" STAINLESS STEEL LINEAR TRENCH DRAIN SYSTEM. SLOPE TO BOTH SIDES AND ROUTE DRAIN TO DAYLIGHT AS INDICATED ON PLAN

CONCRETE SLAB IN FRONT OF DOUBLE DOORS SHALL BE REMOVED AND REFORMED TO SLOPE TOWARDS TRENCH DRAIN.



1 FLOOR PLAN
SCALE: 1/4" = 1'-0"



EXTERIOR CANOPY PLAN
PENDLETON CAMPUS FULP HALL BUILDING
PENDLETON, SC 29670

1815
A1.1
5/2/18